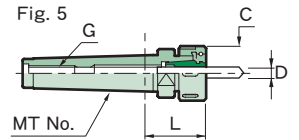
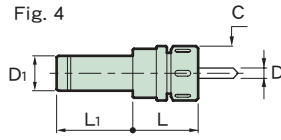
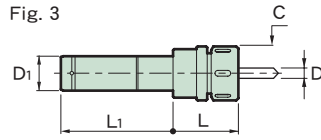
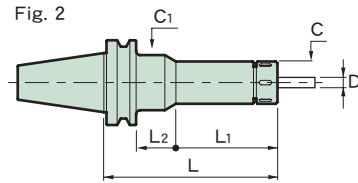
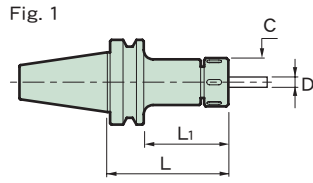


弹簧筒夹刀柄 (CTA)

高端制造服务商



| 型号 | Fig. | ϕD | L | ϕC | L ₁ | L ₂ | ϕC_1 | Kg |
|-----------------------|------|----------|-----|----------|----------------|----------------|------------|-----|
| BT30-CTA10- 45 | 1 | 2.4~10 | 45 | 36 | 23 | — | — | 0.5 |
| - 75 | | | 75 | | 53 | | | 0.7 |
| -105 | | | 105 | | 83 | | | 0.9 |
| -CTA20- 60 | 1 | 5.8~20 | 60 | 50 | 38 | — | — | 0.6 |
| - 90 | | | 90 | | 68 | | | 0.9 |
| BT40-CTA10- 60 | | | 1 | | 2.4~10 | | | 60 |
| - 90 | 90 | 63 | | 1.3 | | | | |
| -120 | 120 | 93 | | 1.5 | | | | |
| -150 | 150 | 123 | | 1.7 | | | | |
| -180 | 180 | 153 | | 1.9 | | | | |
| -210 | 210 | 155 | | 2.1 | | | | |
| -CTA20- 60 | 1 | 5.8~20 | | 60 | | 50 | 33 | — |
| - 90 | | | 90 | 63 | 1.4 | | | |
| -120 | | | 120 | 93 | 1.7 | | | |
| -150 | | | 150 | 123 | 2.1 | | | |
| -180 | | | 180 | 153 | 2.5 | | | |
| -210 | | | 210 | 183 | 2.9 | | | |
| -CTA25- 75 | | | 1 | 5.8~25 | 75 | | 62 | |
| -105 | 105 | 78 | | | 1.6 | | | |
| -135 | 135 | 108 | | | 2.0 | | | |
| -CTA32-105 | 1 | 24.8~32 | | | 105 | 74 | | 78 |
| BT50-CTA10-105 | 1 | 2.4~10 | 105 | 36 | 67 | — | — | 3.8 |
| -135 | | | 135 | | 97 | | | 3.9 |
| -165 | | | 165 | | 127 | | | 4.0 |
| -195 | | | 195 | | 157 | | | 4.2 |
| -255 | | | 2 | | 255 | | | 255 |
| -315 | 315 | 122 | | 5.8 | | | | |
| -CTA20-105 | 1 | 5.8~20 | 105 | 50 | 67 | — | — | 4.0 |
| -135 | | | 135 | | 97 | | | 4.4 |
| -165 | | | 165 | | 127 | | | 4.8 |
| -195 | | | 195 | | 157 | | | 5.2 |
| -255 | | | 2 | | 255 | | | 255 |
| -315 | 315 | 97 | | 7.7 | | | | |
| -CTA25- 75 | 1 | 5.8~25 | 75 | 62 | 37 | — | — | 3.6 |
| -105 | | | 105 | | 67 | | | 4.2 |
| -135 | | | 135 | | 97 | | | 4.8 |
| -165 | | | 165 | | 127 | | | 5.4 |
| -195 | | | 195 | | 157 | | | 6.0 |
| -255 | | | 255 | | 217 | | | 7.2 |
| -315 | | | 315 | | 225 | | | 8.7 |
| -CTA32- 90 | 1 | 24.8~32 | 90 | 74 | 52 | — | — | 4.0 |
| -120 | | | 120 | | 82 | | | 4.7 |
| -150 | | | 150 | | 112 | | | 5.4 |
| -180 | | | 180 | | 142 | | | 6.1 |
| -CTA40- 90 | | | 1 | | 31.8~42 | | | 90 |
| -120 | 120 | 82 | | 5.0 | | | | |

| 型号 | Fig. | ϕD | L | ϕC | L ₁ | ϕD_1 | MT No. | G |
|-------------------------|------|----------|-----|----------|----------------|------------|--------|-----|
| DN40AD-CTA20- 75 | 1 | 5.8~20 | 75 | 50 | 56 | — | — | — |
| -135 | | | 135 | | 116 | | | |
| -CTA25- 75 | | | 75 | | 62 | | | |
| DN50AD-CTA20-105 | 2 | 5.8~20 | 105 | 50 | 70 | — | — | — |
| -165 | | | 165 | | 130 | | | |
| -CTA25-105 | | | 105 | | 62 | | | |
| ST20T-CTA10 | 3 | 2.4~10 | 35 | 36 | 110 | 20 | — | — |
| ST25T-CTA10 | 3 | 2.4~10 | 35 | 36 | 110 | 25 | — | — |
| -CTA20 | | 5.8~20 | 60 | 50 | | | | |
| ST32T-CTA10- 30 | 3 | 2.4~10 | 30 | 36 | 100 | 32 | — | — |
| - 60 | | | 60 | | | | | |
| - 90 | | | 90 | | | | | |
| -120 | | | 120 | | | | | |
| -CTA20- 60 | | 5.8~20 | 60 | 50 | | | | |
| - 90 | | | 90 | | | | | |
| -120 | 120 | | | | | | | |
| ST42T-CTA25- 90 | 3 | 5.8~25 | 90 | 62 | 110 | 42 | — | — |
| -120 | | | 120 | | | | | |
| S 32-CTA10 | 4 | 2.4~10 | 30 | 36 | 70 | 32 | — | — |
| -CTA20 | | 5.8~20 | 60 | 50 | | | | |
| S 42-CTA10 | 4 | 2.4~10 | 30 | 36 | 80 | 42 | — | — |
| -CTA20 | | 5.8~20 | 35 | 50 | | | | |
| -CTA25 | | 5.8~25 | 80 | 62 | | | | |
| MT2 -CTA10 | 5 | 2.4~10 | 40 | 36 | — | — | 2 | M10 |
| MT3 -CTA10 | 5 | 2.4~10 | 40 | 36 | — | — | 3 | M12 |
| MT4 -CTA20 | 5 | 5.8~20 | 70 | 50 | — | — | 4 | M16 |
| -CTA25 | | 5.8~25 | 95 | 62 | | | | |

■选购品

- 弹簧筒夹→P.38 ●扳手→P.38 ●拉钉(BT)→P.77
- 可调整扭矩扳手→P.38

■标准附属品

- 圆形螺帽 (NUA-CTA)

■备考

- 对应中心通冷。请向弊司垂询。

■注意事项

- 使用上的注意和维护保养请参照P.130

圆形螺帽

| 型号 | Fig. | ϕC | H | 适用本体 |
|------------------|------|----------|------|----------------------|
| NUA-CTA10 | 1 | 36 | 18 | CTA10 |
| -CTA20 | | 50 | 25 | CTA20 |
| -CTA25 | | 62 | 28.5 | CTA25 |
| -CTA32 | | 74 | 32 | CTA32 |
| -CTA40 | 2 | 90 | 36 | CTA40 |
| -CTH10 | | 36 | 18 | CTH10 |
| -CTH20 | | 50 | 25 | CTH20 |
| -CTH25 | | 62 | 28.5 | CTH25 |
| -CTH25-55 | 3 | 55 | — | CTH25(A40) |
| -CTH32 | | 74 | 32 | CTH32 |
| -CTH10-32 | | 32 | 18 | CTH10(A40, E32, E40) |
| -CTS10 | | 26 | 21 | CTS10 |



Fig. 1

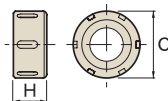


Fig. 2

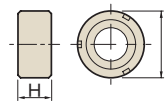
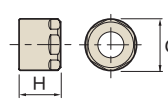


Fig. 3



调整螺栓

可以自由调整刀具突出长度。

| 型号 | Fig. | L | ϕD | L ₁ | J | K | G | 适用本体 |
|----------------|------|----|----------|----------------|-----|---|--|---|
| AJC-M14 | 1 | 22 | 10 | 8 | 1.5 | 3 | M14×1.5 | CTA10(※1) ST25T-CTA20 |
| -M24 | | 27 | 20 | 13 | 5 | 4 | M24×1.5 | CTA20(※2) BT40-CTA25- 75 BT40-CTA32-105 |
| -M28 | | — | 25 | — | — | — | M28×1.5 | CTA25(※3) |
| -M18 | | 24 | 15 | 8 | — | — | M18×1.5 | BT30-CTA20, ST32T-CTA20, MT4-CTA20, CTA25 |
| -M18L | 2 | 43 | 23 | — | — | — | BT50-CTA32, CTA40 BT50-SLZ25, SLZ32, SLZ42 | |

Fig. 1

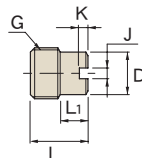
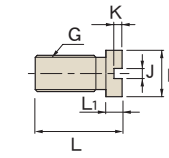
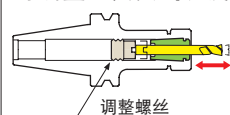


Fig. 2



可调整刀具突出长度



※1:MT2 除外。 ※2:BT30, H40, SE30M, ST25T, ST32T, MT4 除外。 ※3:BT40-CTA25-75, NT40U, H40, MT4 除外。